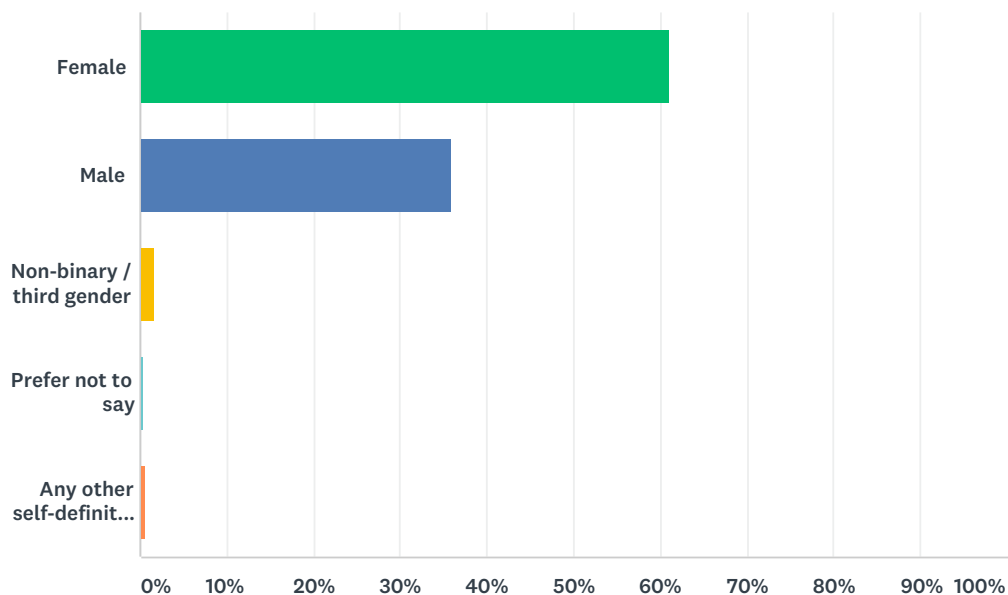


Q1 What is your gender?

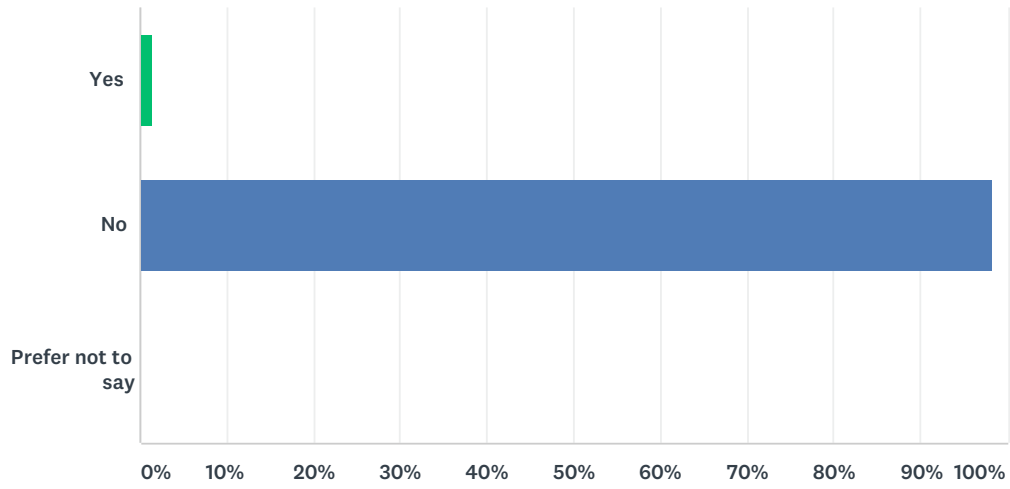
Answered: 996 Skipped: 4



ANSWER CHOICES	RESPONSES	
Female	61.04%	608
Male	36.04%	359
Non-binary / third gender	1.71%	17
Prefer not to say	0.50%	5
Any other self-definition/identity/description, please write here:	0.70%	7
TOTAL		996

Q2 Do you identify as transgender?

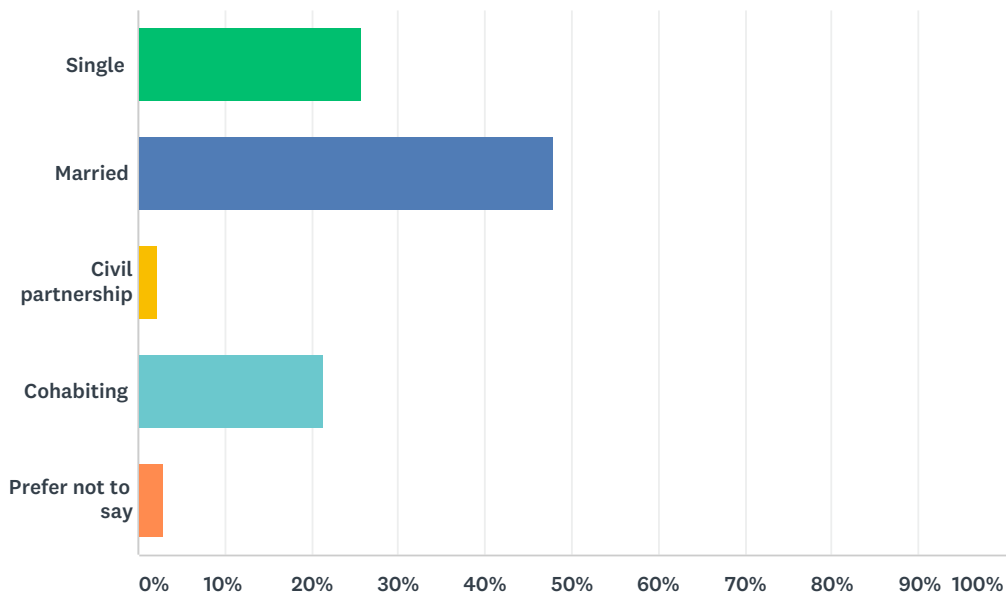
Answered: 995 Skipped: 5



ANSWER CHOICES	RESPONSES	
Yes	1.41%	14
No	98.39%	979
Prefer not to say	0.20%	2
TOTAL		995

Q3 What is your marital or civil partnership status?

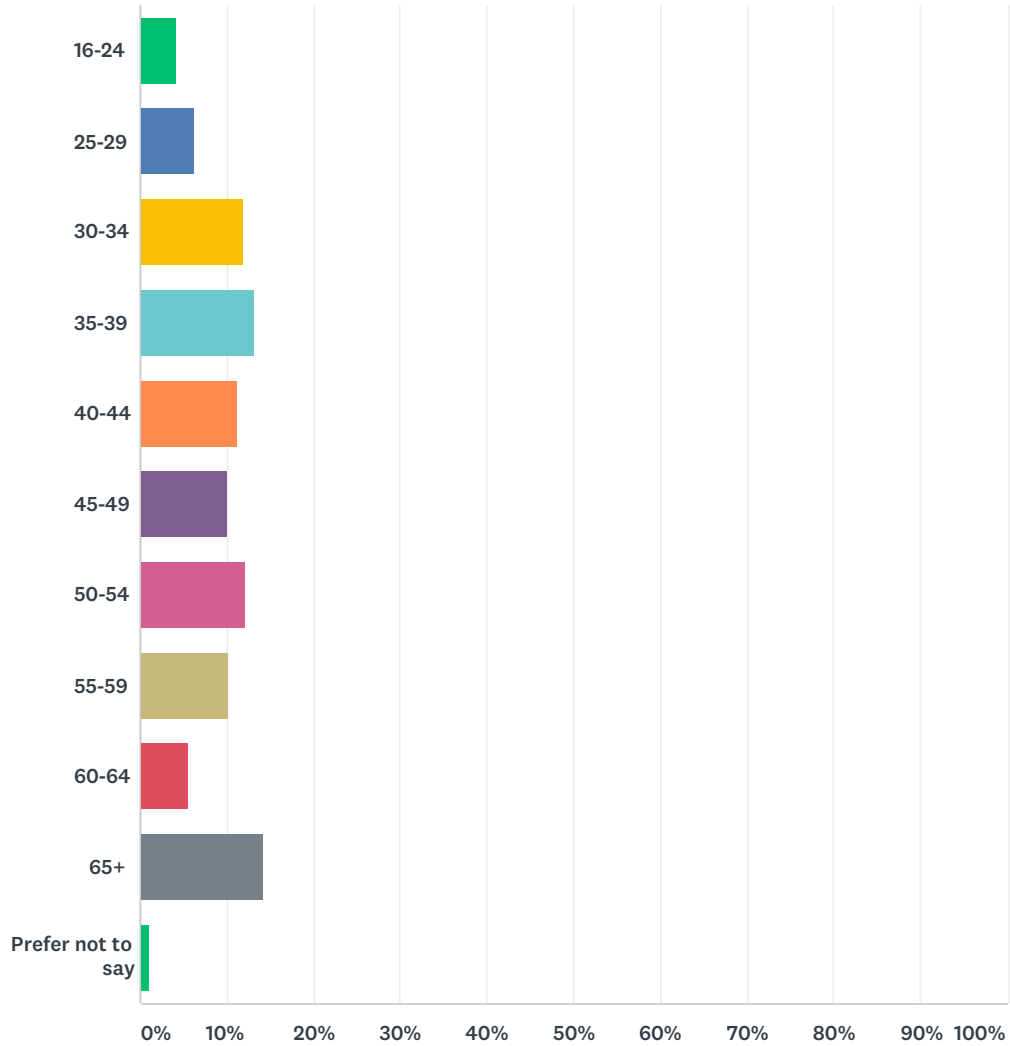
Answered: 991 Skipped: 9



ANSWER CHOICES	RESPONSES	
Single	25.63%	254
Married	47.83%	474
Civil partnership	2.32%	23
Cohabiting	21.39%	212
Prefer not to say	2.83%	28
TOTAL		991

Q4 What is your age?

Answered: 997 Skipped: 3



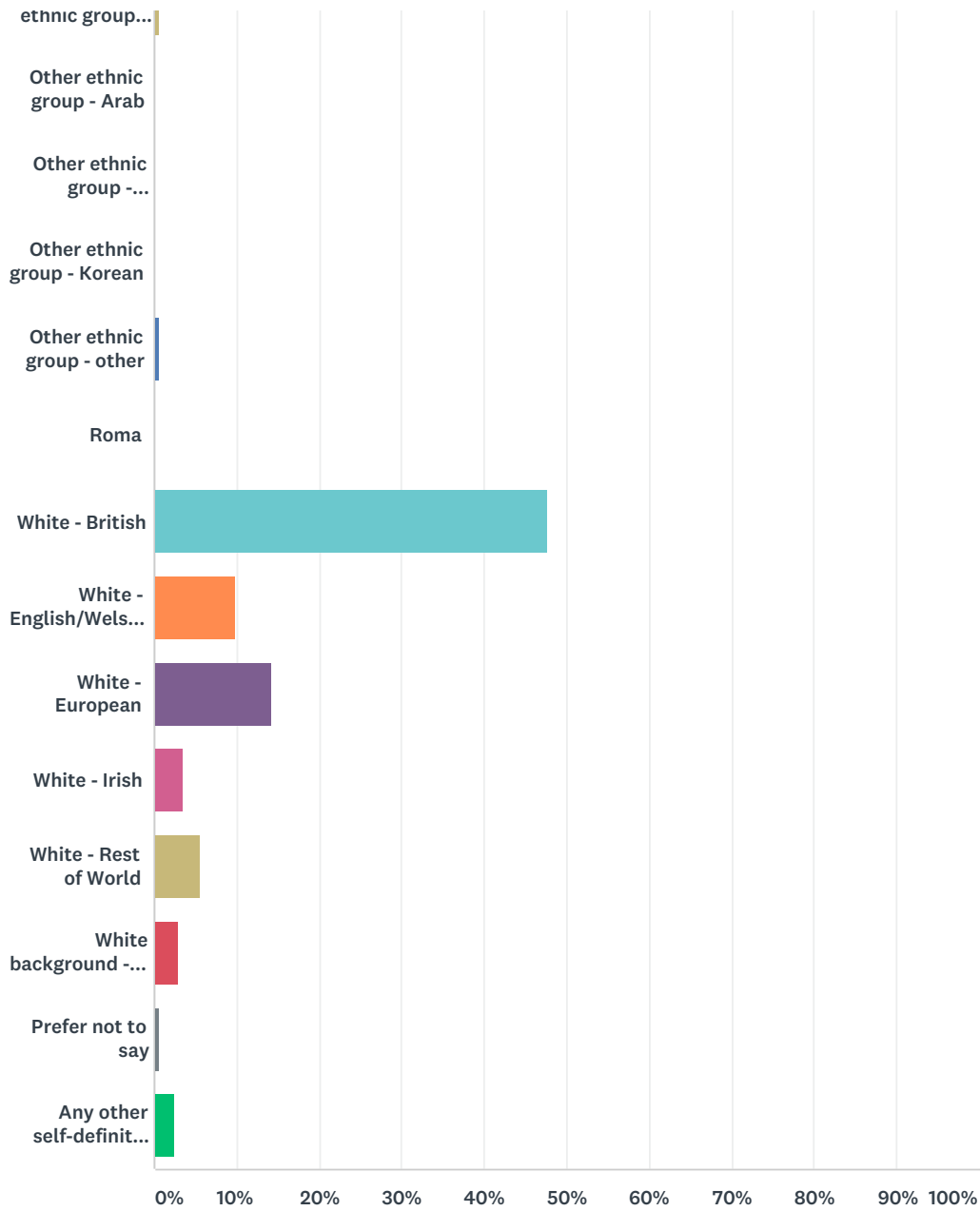
ANSWER CHOICES	RESPONSES	
16-24	4.21%	42
25-29	6.22%	62
30-34	11.84%	118
35-39	13.14%	131
40-44	11.23%	112
45-49	10.03%	100
50-54	12.24%	122
55-59	10.23%	102
60-64	5.72%	57
65+	14.14%	141

Prefer not to say	1.00%	10
TOTAL		997

Q5 What is your ethnicity? Ethnic origin is not about nationality, place of birth or citizenship. It is about the group to which you perceive you belong. Please tick the appropriate box.

Answered: 991 Skipped: 9



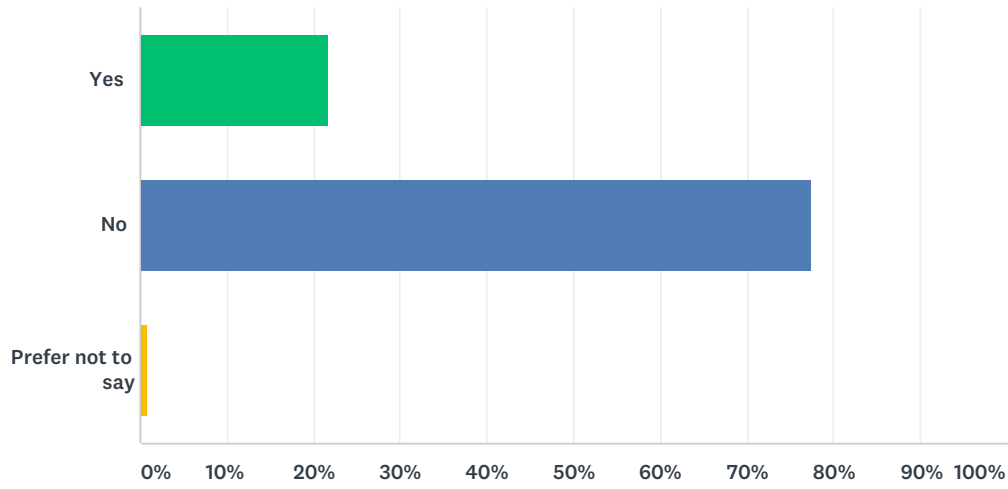


ANSWER CHOICES	RESPONSES	
Asian - Bangladeshi	0.40%	4
Asian - British	0.91%	9
Asian - Chinese	1.11%	11
Asian - Indian	1.21%	12
Asian - Pakistani	1.41%	14
Asian background - other	0.91%	9
Black - African	0.91%	9
Black - British	0.61%	6
Black - Caribbean	0.50%	5

Black - European	0.10%	1
Black - Rest of World	0.30%	3
Black background - other	0.00%	0
Gypsy	0.00%	0
Irish Traveller	0.10%	1
Mixed/multiple ethnic group - Black and Asian	0.00%	0
Mixed/multiple ethnic group - other	1.92%	19
Mixed/multiple ethnic group - White and Asian	0.61%	6
Mixed/multiple ethnic group - White and Black	0.71%	7
Other ethnic group - Arab	0.20%	2
Other ethnic group - Japanese	0.20%	2
Other ethnic group - Korean	0.00%	0
Other ethnic group - other	0.71%	7
Roma	0.00%	0
White - British	47.63%	472
White - English/Welsh/Scottish/Northern Irish	9.89%	98
White - European	14.33%	142
White - Irish	3.63%	36
White - Rest of World	5.55%	55
White background - other	2.93%	29
Prefer not to say	0.71%	7
Any other self-definition/identity/description, please write here:	2.52%	25
TOTAL		991

Q6 Do you consider yourself to have a disability or health condition?

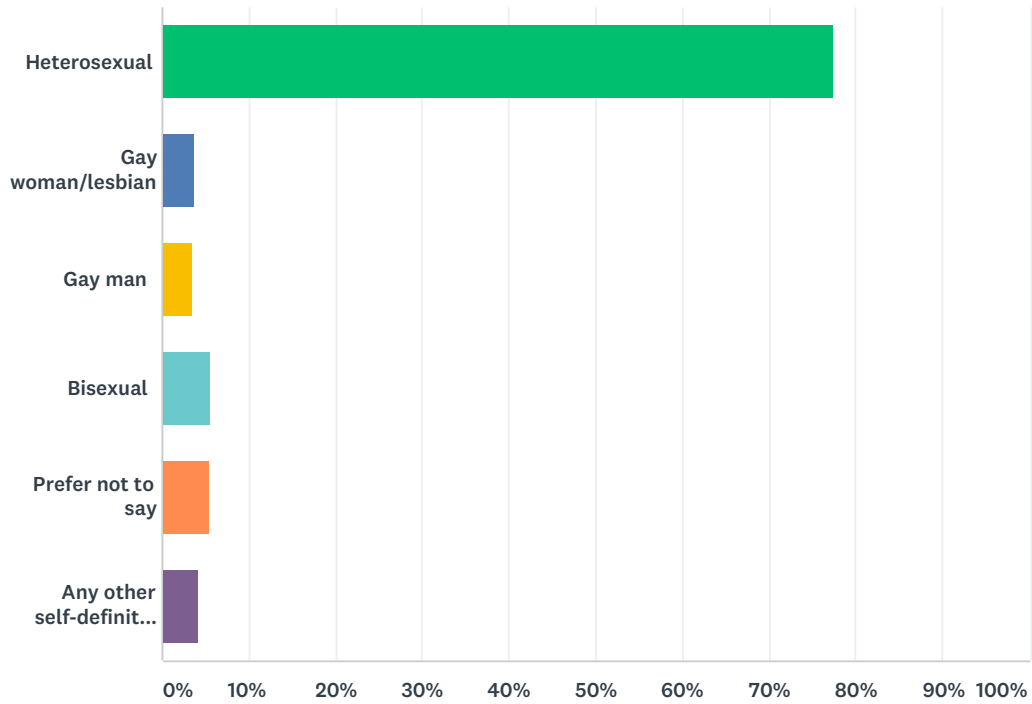
Answered: 988 Skipped: 12



ANSWER CHOICES	RESPONSES	
Yes	21.76%	215
No	77.33%	764
Prefer not to say	0.91%	9
TOTAL		988

Q7 What is your sexual orientation?

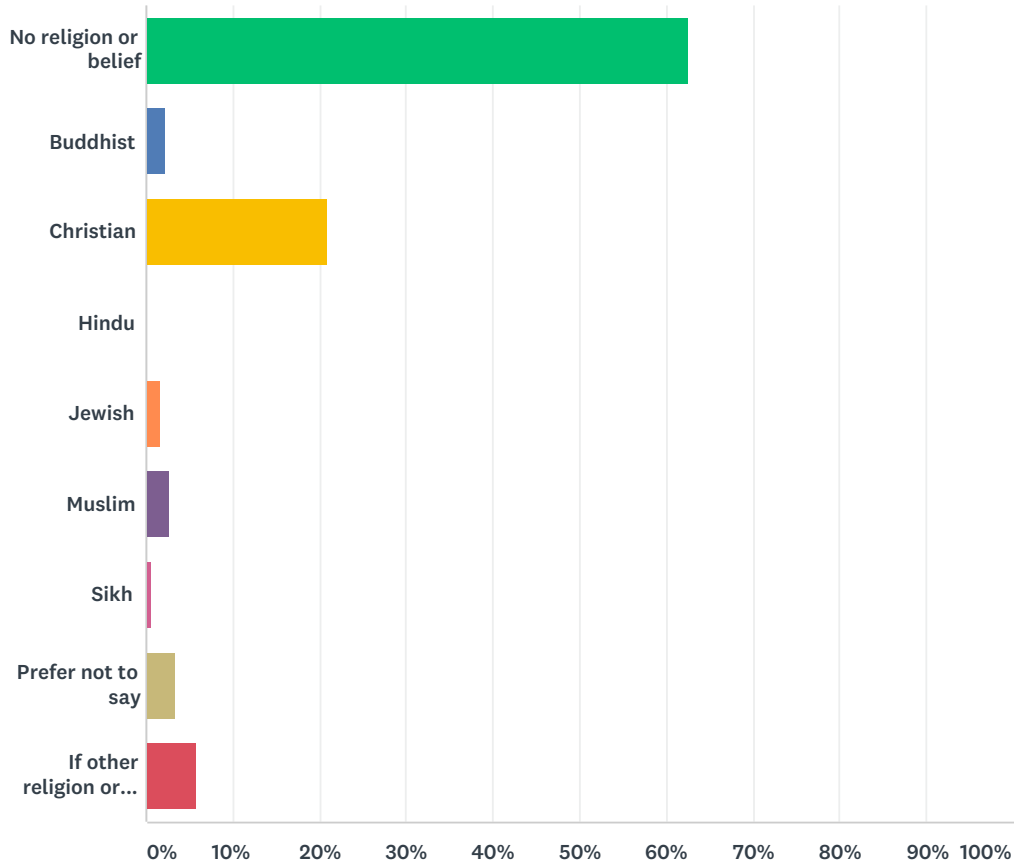
Answered: 990 Skipped: 10



ANSWER CHOICES	RESPONSES	
Heterosexual	77.47%	767
Gay woman/lesbian	3.84%	38
Gay man	3.64%	36
Bisexual	5.56%	55
Prefer not to say	5.35%	53
Any other self-definition/identity/description, please write here:	4.14%	41
TOTAL		990

Q8 What is your religion or belief?

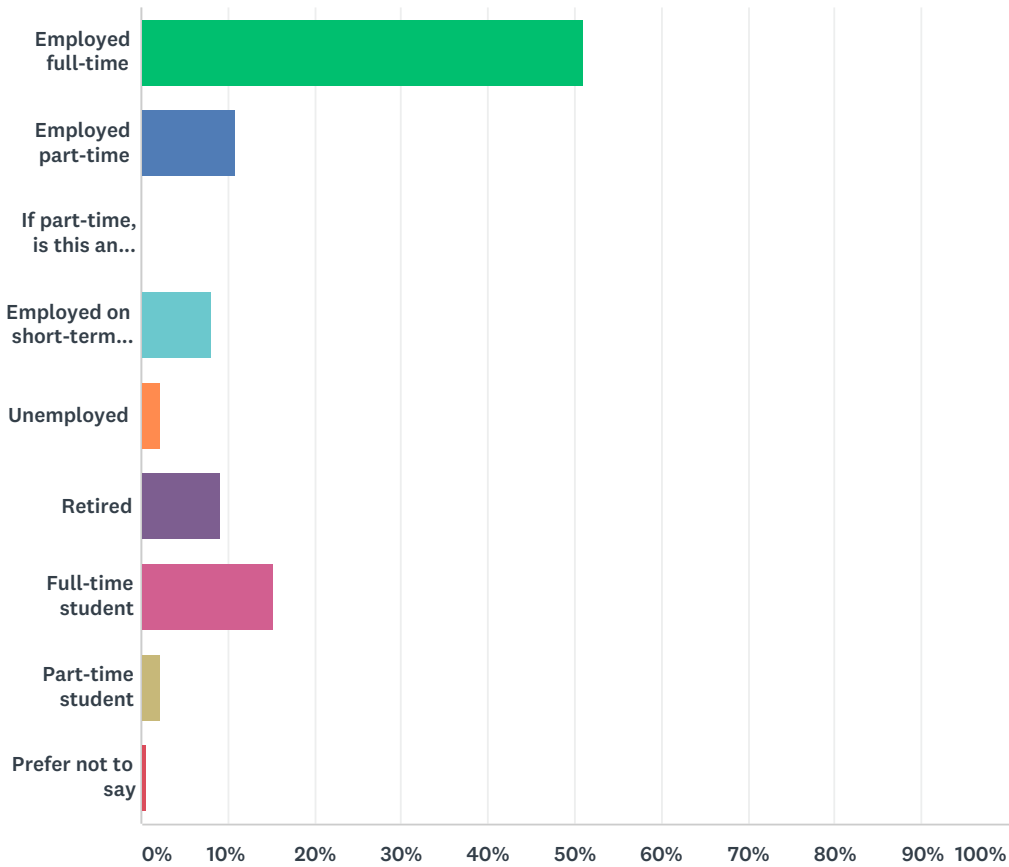
Answered: 991 Skipped: 9



ANSWER CHOICES	RESPONSES	
No religion or belief	62.46%	619
Buddhist	2.22%	22
Christian	20.99%	208
Hindu	0.30%	3
Jewish	1.61%	16
Muslim	2.62%	26
Sikh	0.61%	6
Prefer not to say	3.33%	33
If other religion or belief, please write here:	5.85%	58
TOTAL		991

Q9 What is your current working situation? (Please tick all that apply)

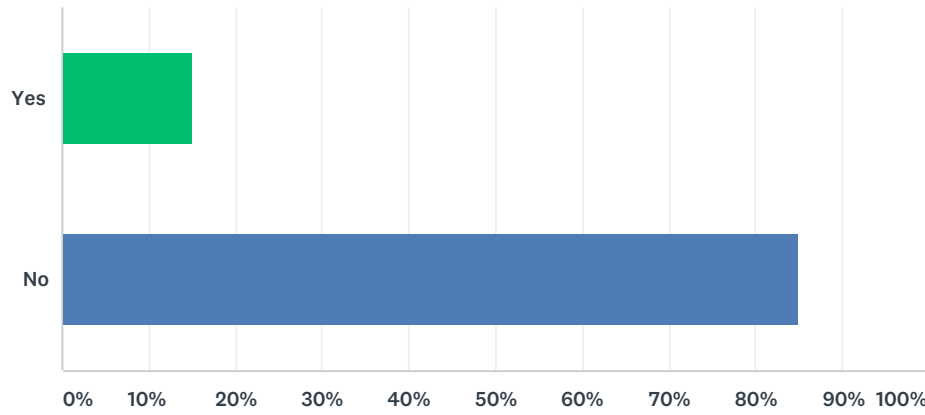
Answered: 989 Skipped: 11



ANSWER CHOICES	RESPONSES	
Employed full-time	51.06%	505
Employed part-time	10.92%	108
If part-time, is this an hourly paid contract? Yes No	0.00%	0
Employed on short-term contract	8.19%	81
Unemployed	2.22%	22
Retired	9.30%	92
Full-time student	15.27%	151
Part-time student	2.33%	23
Prefer not to say	0.71%	7
TOTAL		989

Q10 If part-time, is this an hourly paid contract?

Answered: 106 Skipped: 894



ANSWER CHOICES	RESPONSES	
Yes	15.09%	16
No	84.91%	90
TOTAL		106

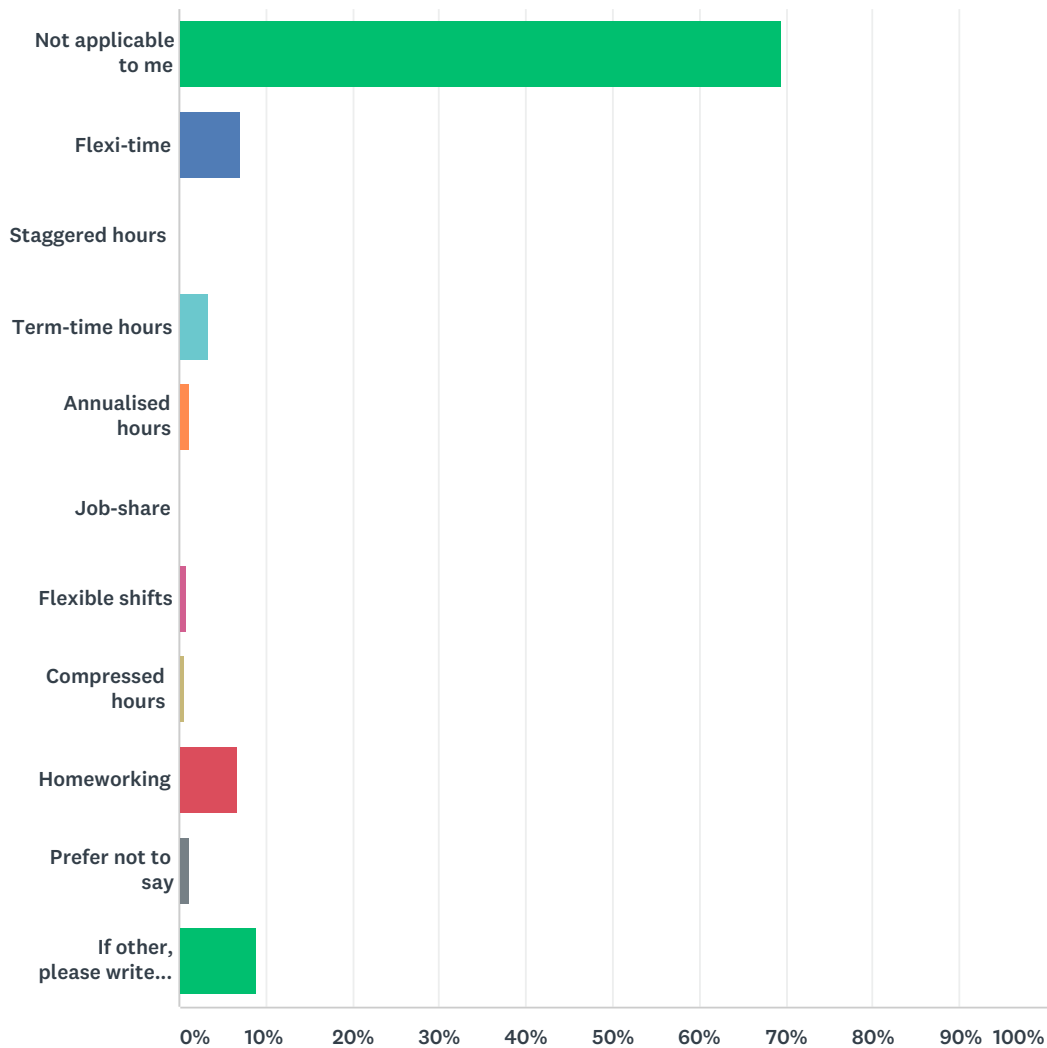
Q11 What is your current job title?

Answered: 944 Skipped: 56



Q12 If you work and have a flexible working arrangement, what is that arrangement?

Answered: 956 Skipped: 44

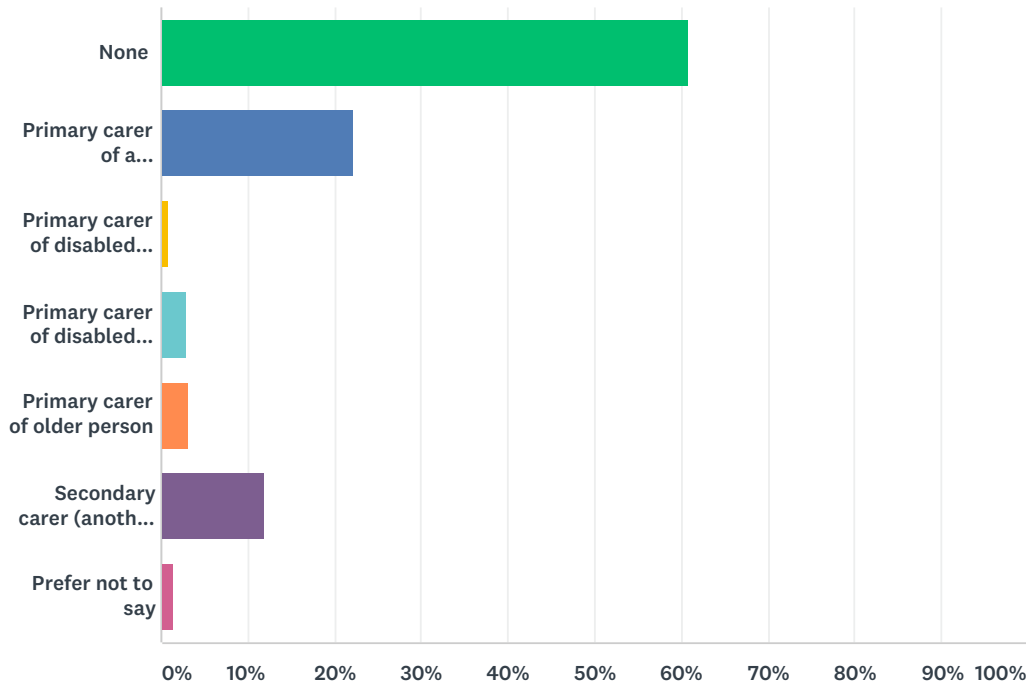


ANSWER CHOICES	RESPONSES	
Not applicable to me	69.46%	664
Flexi-time	7.11%	68
Staggered hours	0.10%	1
Term-time hours	3.35%	32
Annualised hours	1.26%	12
Job-share	0.10%	1
Flexible shifts	0.84%	8
Compressed hours	0.63%	6
Homeworking	6.80%	65

Prefer not to say	1.36%	13
If other, please write in here:	9.00%	86
TOTAL		956

Q13 Do you have caring responsibilities? (If yes, please tick all that apply)

Answered: 979 Skipped: 21



ANSWER CHOICES	RESPONSES	
None	60.78%	595
Primary carer of a child/children (under 18)	22.17%	217
Primary carer of disabled child/children	0.82%	8
Primary carer of disabled adult (18 and over)	2.86%	28
Primary carer of older person	3.17%	31
Secondary carer (another person carries out the main caring role)	11.85%	116
Prefer not to say	1.43%	14
Total Respondents: 979		